


INSTITUCION UNIVERSITARIA  
**IU CESMAG**  
500030698  
COORDINACION DE POSTGRADOS INV. NIIF 2014

# SUCCESSFUL ENGLISH 1

*A COGNITIVE APPROACH TO  
LEARNING ENGLISH*



**AARON SCOTT ROGERS**  
**ANA MALENA BURBANO MERA**

**SUCCESSFUL ENGLISH 1**

**Aaron Scott Rogers  
Ana Helena Burbano Mera**

**CENTRO DE HUMANIDADES "GUILLERMO DE CASTELLANA"  
VICERRECTORÍA DE INVESTIGACIONES  
I.U. CESMAG  
2007**

---

**Los autores de esta publicación autorizan su reproducción siempre y cuando se mencione título, autor y como fuente 'Successful English 1', Institución Universitaria CESMAG.**

**Primera Edición. San Juan de Pasto, 2007**

**ISBN: 958-98155-3-3** — *Charge*

**Derechos Reservados**

**© Institución Universitaria CESMAG**

**Página Web: [www.iucesmag.edu.co](http://www.iucesmag.edu.co)**

**E-mail: [goretti@iucesmag.edu.co](mailto:goretti@iucesmag.edu.co)**

**© Aaron Scott Rogers**

**E-mail: [aaronrogers21@yahoo.co.uk](mailto:aaronrogers21@yahoo.co.uk)**

**© Ana Malena Burbano Mera**

**E-mail: [anamalenaburbano@hotmail.com](mailto:anamalenaburbano@hotmail.com)**

**Diseño de Carátula: Aaron Scott Rogers**

**Impreso por: IMPRECOL Tel. 7335996**

---



## **THANKS**

The authors would like to give special thanks to the I.U. CESMAG for its unconditional support in the publication of this series of books. They would also wish to thank the English team for their unwavering dedication in the pilot stage, without which the publication of these books would have been difficult to achieve. Finally, a special thanks to Ivan Ricardo Miranda Montenegro who participated in the early stages of development of this material and Edmundo Mora Guerrero for his revision of the final text and helpful suggestions.

---

## **INTRODUCTION**

**This series** of texts has been designed bearing in mind the cognitive learning needs of the students who study in the I.U. CESMAG. It has been the result of research carried out between 2004 and 2006 regarding how students process the information that they are presented with.

This text is designed to stimulate learning in a context that is appropriate and relevant for the students. Teachers that use these texts must remember that they are responding to student needs not teacher needs and therefore must adapt their methodology accordingly.

Each unit has been organised according to the aforementioned needs basing itself on the four basic language skills - reading, writing, listening and speaking. These skills have been distributed integrally within the text so as to give a balanced approach to language learning.

---

## CONTENTS

UNIT	TITLE	VOCABULARY	FUNCTIONS	GRAMMAR
1	Who are you? (p.7)	Alphabet Names Countries Cities Adjectives and nouns for describing Family	Ask and answer about personal information. Presenting. Thanking. Greeting. Saying goodbye.	To be (all forms) Possessive adjectives Demonstrative pronouns
2	Living in the lap of luxury. (p.15)	Plural nouns Numbers Quantity Containers Furniture Rooms Colours	Describing places. Talking about quantities. Buying and asking for things.	There is / are Determiners Countable / uncountable Possessive 's, s' Prepositions of location How much / many Would like
3	How often do you...? (p. 21)	Time Hobbies Dates Birthdays Sports Ordinal Numbers	Talking about likes and dislikes. Talking about routines. Describing more than one thing.	Present Simple (all forms) Do - does WH - questions Adjective position and order Prepositions of time Adverbs of frequency Like + noun / -ing
4	Recipe for Success. (p. 28)	Measurements Size Food Recipes	Talking about a process that is happening now. Preparing a dish. Inviting. Talking about quantity. Making polite requests. Offering.	One and ones Comparisons Superlatives Have and has got Present continuous Quantifiers
5	It could be you...? (p. 35)	Descriptions Superstitions Entertainment Every	Asking permission. Expressing possibility, impossibility, obligation. Taking about abilities.	Modal Verbs
6	What to wear (p. 42)	Clothes Feelings Ambitions	Talking about wishes. Talking about feelings.	Gerunds and Infinitives Stative verbs Object pronouns Reflexive pronouns Possessive pronouns

# Unit One

## Who are you?

1. READ THE FOLLOWING TEXT AND THEN FILL IN THE SPACES.

Hello! My name's John. I am a student. I am tall and some people call me handsome. At least my girlfriend does! I live in London. I have a cat and one fish called Marcie and Freddy. They are good friends, but only when Marcie the cat is not hungry.



Fill in the Questionnaire:

Name: \_\_\_\_\_

Description: \_\_\_\_\_

City: \_\_\_\_\_


Pets: \_\_\_\_\_

Names: \_\_\_\_\_

2.  JOHN IS AT AN INTERVIEW. LISTEN TO THE DIALOGUE.

3. NOW ANSWER THE QUESTIONS.

- 3.1 Where is the interview?
- 3.2 What is the job?
- 3.3 Is he married or single?
- 3.4 Where are his parents?
- 3.5 What is his telephone number?
- 3.6 What is his address?




4. WITH A PARTNER CONDUCT AN INTERVIEW, ASKING AND ANSWERING QUESTIONS ABOUT HIS / HER PERSONAL INFORMATION.



**5. LOOK AT THE MODEL FOR THE USE OF THE VERB 'TO BE'.**

Positive			Negative			Interrogative	
I	am	(I'm)	I	am not	(I'm not)	Am	I?
He	is	(he's)	He	is not	(he's not or he isn't)	is	he?
She		(she's)	She		(she's not or she isn't)		she?
It		(it's)	It		(it's not or it isn't)		It?
We	are	(we're)	We	are not	(we're not or we aren't)	are	we?
You		(you're)	You		(you're not or you aren't)		you?
They		(they're)	They		(they're not or they aren't)		they?

**6. LOOK AT THE EXAMPLE IN THE PICTURE AND THEN ANSWER THE QUESTIONS 1 - 5, CHOOSING THE BEST OPTION.**



**6.1** Hello Sue. This is my boss Mrs. Smith

- A** How old is she?
- B** How much is it?
- C** How do you do?

**6.2** Where are you from?

- A** I'm very well.
- B** I'm from Ipiales.
- C** I'm Ecuadorian.

**6.3** How old are you?

- A** We're 18.
- B** It's 4 o'clock.
- C** He has 14.


**6.4** See you tomorrow!!!

- A** Thank you.
- B** Good night.
- C** Good evening.

**6.5** How much is it, please?

- A** Three Euros.
- B** At school.
- C** Many money.


**7. LOOK AT THE MAP OF THE WORLD AND NAME AS MANY COUNTRIES AS POSSIBLE.**



## 8. LOOK AT THE MODEL FOR POSSESSIVE ADJECTIVES.

I ? <b>my</b>	I like <b>my</b> job.
We ? <b>our</b>	We like <b>our</b> jobs.
You ? <b>your</b>	You like <b>your</b> job.
He ? <b>his</b>	He likes <b>his</b> job.
She ? <b>her</b>	She likes <b>her</b> job.
They ? <b>their</b>	They like <b>their</b> jobs.
It ? <b>its</b>	Pasto (= it) is famous for <b>its</b> university.

## 9. WRITE THE NAMES AND ORIGINS OF THESE FAMOUS PEOPLE.



1. \_\_\_\_\_



2. \_\_\_\_\_




3. \_\_\_\_\_



4. \_\_\_\_\_



5. \_\_\_\_\_



6. \_\_\_\_\_

**10. NOW, COMPLETE THE CONVERSATIONS USING THE POSSESSIVE ADJECTIVES OR PERSONAL PRONOUNS.**

**10.1 Miguel is talking to his friend Richard about their families.**

**Miguel:** (1) \_\_\_\_\_ brothers are in England.

**Richard:** Yes, I know. (2) \_\_\_\_\_ are in London. Where is (3) \_\_\_\_\_ hotel?

**Miguel** (4) \_\_\_\_\_ in Kensington Street.

**Richard:** (5) and, what's \_\_\_\_\_ phone number?

**Miguel:** (6) \_\_\_\_\_ 081-5520874. What are (7) \_\_\_\_\_ jobs?

**Richard:** John is a musician and Robert's an engineer.

**Miguel:** Are (8) \_\_\_\_\_ both in London?

**Richard:** John's in London. (9) \_\_\_\_\_ works in a pub, but Robert lives Edinburgh because (10) \_\_\_\_\_ job is there.




**11. MATCH THE WORDS BELOW WITH THE PEOPLE IN THE PICTURES.**

**Vet**

**Judge**

**Builder**

**Barman**

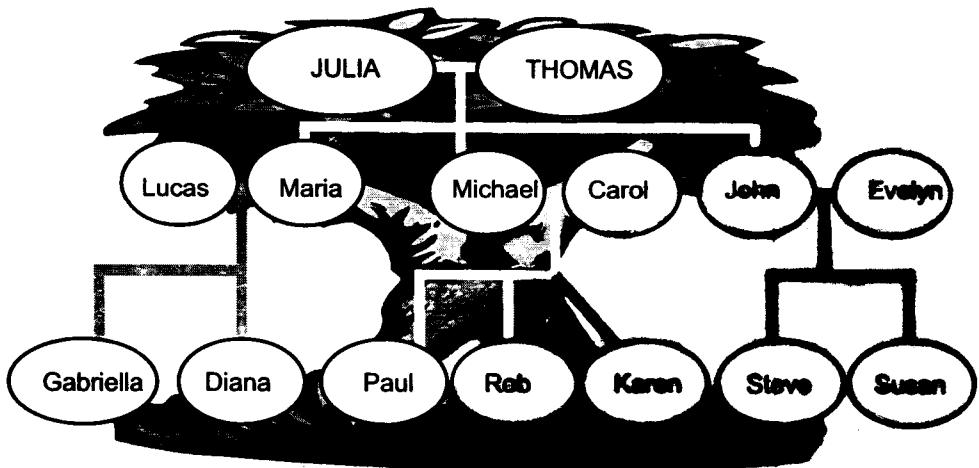


12. READ SENTENCES (1 - 5) ABOUT JOBS. WHAT IS THE CORRECT LETTER (A - F) FOR EACH SENTENCE?

1. This person attends a shop.	A Mechanic
2. Be careful with your car. He can help you.	B Taxi Driver
3. They take care of sick people.	C Shop Assistant
4. They drive people from one place to another.	D Travel Agent
5. This person gives you information about holiday.	E Nurse
	F Postman


13. LOOK AT STEVE'S FAMILY TREE. ANSWER THE QUESTIONS ABOUT HIS RELATIVES. USE A WORD FROM THE BOX BELOW.

Father mother sister brother son  
 daughter grandfather grandmother  
 aunt  
 Uncle niece nephew granddaughter  
 grandson husband wife cousin  
 parents grandparents



1. Who are Julia and Tomas in the picture above?
2. Are Lucas and Maria Paul's parents?
3. Who is Gabriela?
4. Is Michael Carol's brother?
5. Are Evelyn and John Karen's cousins?

## 14. CROSSWORD PUZZLE



### ACROSS

2. My mother's mother is my \_\_\_\_\_
3. My aunt's son is my \_\_\_\_\_
5. My mother's brother is my \_\_\_\_\_
7. My mother's father is my \_\_\_\_\_
8. My sister is my father's \_\_\_\_\_
13. My mother's husband is my \_\_\_\_\_
14. I have a \_\_\_\_\_ Carol, and a brother, Bob
16. My father's wife is my \_\_\_\_\_
17. My Grandmother's daughter is my father's \_\_\_\_\_

### DOWN

1. I have three \_\_\_\_\_. Their names are Jack, Joe and Judy.
4. My brother is my parents' \_\_\_\_\_
6. My mother and my father are my \_\_\_\_\_
9. My \_\_\_\_\_ is my father sister
10. My father is my mother's \_\_\_\_\_
11. I have two sisters and one \_\_\_\_\_
12. I'm not \_\_\_\_\_; I'm single
15. I'm married, but my sister is \_\_\_\_\_

## FURTHER PRACTICE

Bring a family photo and say who they are.

### 15. THE ALPHABET

Listen to the alphabet and repeat

A - B - C - D - E - F - G  
/eɪ/ /bi:/ /si:/ /di:/ /i:/ /ef/ /dʒi:/  
H - I - J - K - L - M - N  
/etʃ/ /aɪ/ /dʒeɪ/ /keɪ/ /el/ /em/ /en/  
O - P - Q - R - S - T - U  
/əʊ/ /pi:/ /kju:/ /ɑ:/ /es/ /ti:/ /ju:/  
V - W - X - Y - Z  
/vi:/ /dʌbəlju:/ /eks/ /waɪ/ /zed/


### 15.1 LISTEN TO THE SPELLING OF THE NOUNS

- a. D-e-s-k
- b. J-u-l-i-a-n-a
- c. G-a-n-d-h-i
- d. Y-e-l-l-o-w-s-t-o-n-e
- e. U-n-b-e-l-i-e-v-a-b-l-e

With a partner spell names and jobs

## SUMMARY

WITH A PARTNER TALK ABOUT THE PICTURE BELOW.



FAMILY  
IMAGE.